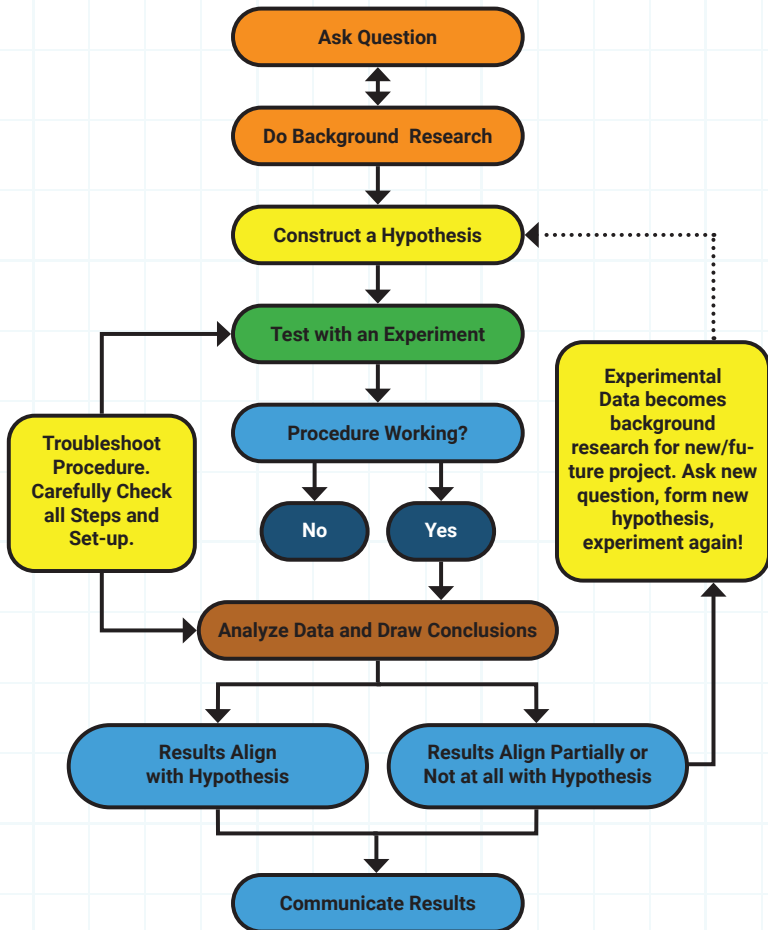
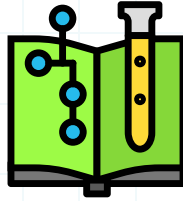


Tips for using Planner:

- Skillfully complete any assignment
- 12-month calendar
- Choose your type of process
(Scientific Method or Engineering Process)
- Journal entry outlines
- Task progression charts
- Monitor your project budget
- Complete winning presentation board visual

Scientific Process



S.M.A.R.T GOALS

S

SPECIFIC: Plan effectively with specific targets in mind.

M

Measurable: Track your progress and reevaluate along the way.

A


Achievable: Set realistic goals that are challenging but achievable.

R

Relevant: Ensure the goal serves a relevant purpose.

T

Timely: Specify a deadline, monitor progress and reevaluate.



Project:

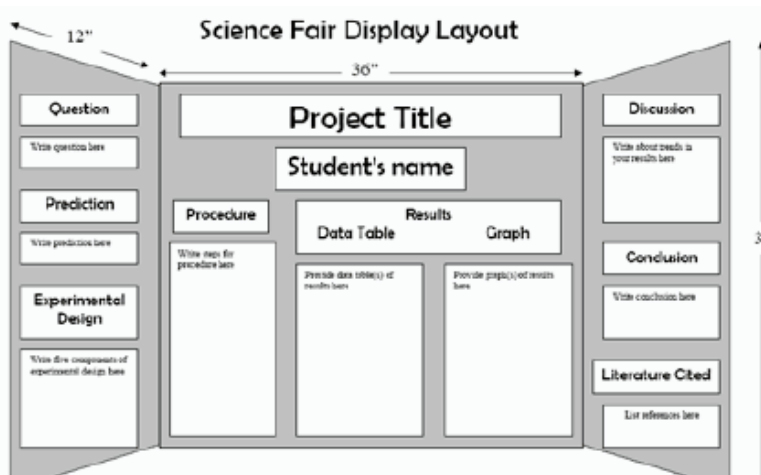
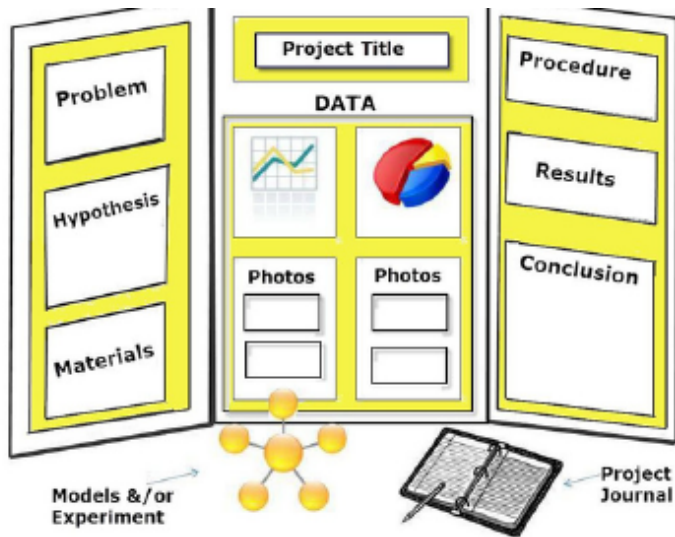
Date:

Step 10: Show Your Skillz:

Type your project into the project PowerPoint. When you are finished typing you must proof read and edit your work before printing your final copy.

Proof read your project and edit any mistakes. Did you adjust your materials and procedure to match what you actually used and what you actually did? Did you describe your results in detail? Did you write a conclusion stating what you found out in your experiment and what science concepts you learned during the project?

Example Boards





City Labs Inc

© copyrighted 2022
All rights reserved.